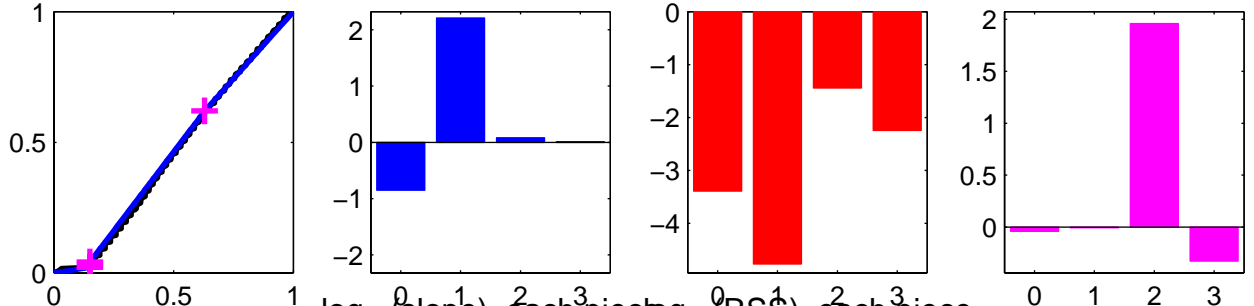
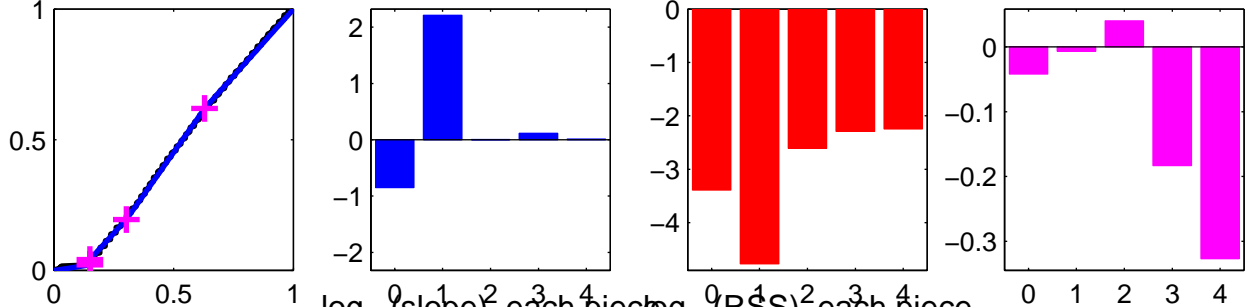


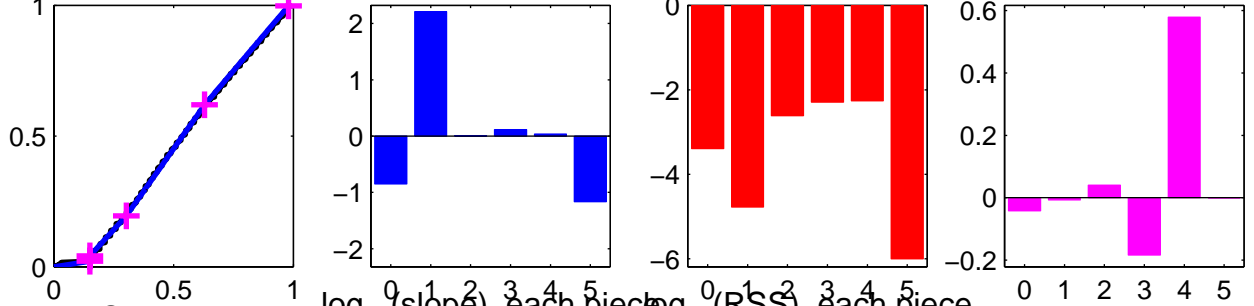
Peak Sess. 3, 3 knots $\log_{10}(\text{slope})$, each piece $\log_{10}(\text{RSS})$, each piece Bias, each piece



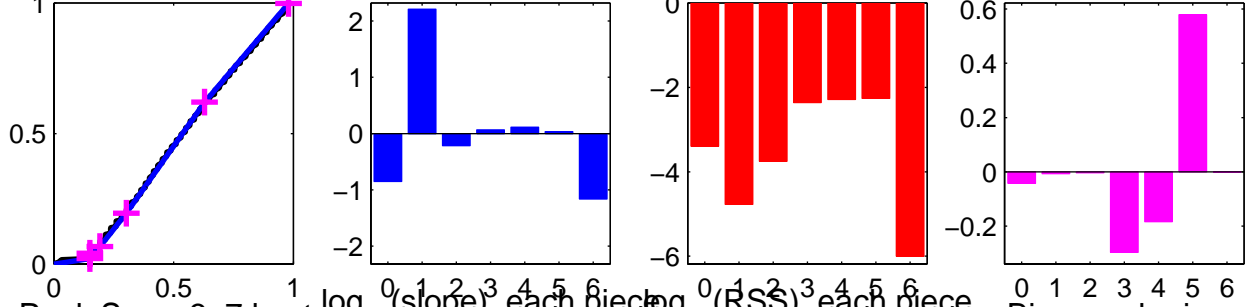
Peak Sess. 3, 4 knots $\log_{10}(\text{slope})$, each piece $\log_{10}(\text{RSS})$, each piece Bias, each piece



Peak Sess. 3, 5 knots $\log_{10}(\text{slope})$, each piece $\log_{10}(\text{RSS})$, each piece Bias, each piece



Peak Sess. 3, 6 knots $\log_{10}(\text{slope})$, each piece $\log_{10}(\text{RSS})$, each piece Bias, each piece



Peak Sess. 3, 7 knots $\log_{10}(\text{slope})$, each piece $\log_{10}(\text{RSS})$, each piece Bias, each piece

